

# Steel Look Aluminum Windows

*Fixed T225*



## The true steel alternative option

Arcadia Custom Steel Look aluminum products are very similar to traditional steel systems and more than simply “steel look” products. They were derived from actual steel products that we have been manufacturing since 1947.

Thermally broken and artistically designed, the products in our premium Metal Window and Door Series retain many of the features and aesthetics of the classic original steel products.

What makes them really look like steel is our narrow 2 ¼” frame depth, the lock box synonymous with traditional steel doors, the beveled glass stop and ¾” SDL beveled muntin that simulate the look of original “putty” glazed windows. Also, we have the unique ability to mull “gang” different units together to create a Steel Look window wall.

Created with modern design needs in mind, our Steel Look aluminum products can be combined with our Thermal Steel products, allowing for a truly transformative degree of design flexibility.



## Features















Size	Up to 5' wide, 10' high
Thermally Broken	Frames designed for improved energy performance, NFRC Certified
High Performance Glass	1" Dual-glazed, Low-E glass
Spacer	High performance superspacer, Matte black Finish; Stainless steel spacer available
Frame Depth	2 ¼"
Hardware	Single arm roto-crank with butt hinges and multipoint casement lock; push out cam locks with 4 bar friction hinges; optional clerestory hardware available
Operation/ Configuration	Crank-out or push-out operation options; available as single, double, triple, or multiple operating sashes; matching transoms available

## Muntins

Use muntins to create interest or fit particular architectural designs. Arcadia Custom products can be ordered with custom grid patterns in either SDL or TDL options.



# Colors & Finishes

Finish Type	Anodized Standard	Anodized Premium	Paint Anodize	Paint Kynar
	 <p>AC 1 - Clear</p>	 <p>AB 1 - Light Champagne AB 6 - Dark Bronze</p>	 <p>Clear Anodize AC - 1 Paint Dark Medium Bronze AB - 5 Paint</p>	 <p>Arcadia Custom Black Bone White Statuary Bronze</p>
	 <p>AB 7 - Dark Bronze</p>	 <p>AB 2 - Champagne AB 8 - Black</p>	 <p>Light Champagne AB - 1 Paint Dark Bronze AB - 6 Paint</p>	 <p>Sift Espresso</p>
		 <p>AB 3 - Light Bronze</p>	 <p>Champagne AB - 2 Paint Dark Bronze AB - 7 Paint</p>	
		 <p>AB 4 - Medium Bronze</p>	 <p>Light Bronze AB - 3 Paint Black AB - 8 Paint</p>	
		 <p>AB 5 - Medium Bronze</p>	 <p>Light Medium Bronze AB - 4 Paint</p>	



Thermal Aluminum, Thermal Steel and Wood products for the luxury residential market. Go to [www.arcadiacustom.com](http://www.arcadiacustom.com) to find a distributor near you.